


## Introductory sub-table (I)(a)

Name of the Company: Rajputana Investment & Finance Limited			
Scrip Code : 28089, Name of the scrip : RAJPUTANA, class of security: EQUITY			
Quarter ended: 30th September, 2013			
<b>Partly paid-up shares:-</b>			
	<b>No. of partly paid-up shares</b>	<b>As a % of total no. of partly paid-up shares</b>	<b>As a % of total no. of shares of the company</b>
Held by promoter/promoter group	0	0	0
Held by public	0	0	0
<b>Total</b>	<b>0</b>	<b>0</b>	<b>0</b>
<b>Outstanding convertible securities:-</b>			
	<b>No. of outstanding securities</b>	<b>As a % of total no. of outstanding convertible securities</b>	<b>As a % of total no. of shares of the company, assuming full conversion of the convertible securities</b>
Held by promoter/promoter group	0	0	0
Held by public	0	0	0
<b>Total</b>	<b>0</b>	<b>0</b>	<b>0</b>
<b>Warrants:-</b>			
	<b>No. of warrants</b>	<b>As a % of total no. of warrants</b>	<b>As a % of total no. of shares of the company, assuming full conversion of warrants</b>
Held by promoter/promoter group	0	0	0
Held by public	0	0	0
<b>Total</b>	<b>0</b>	<b>0</b>	<b>0</b>
<b>Total paid-up capital of the company, assuming full conversion of warrants and convertible securities</b>		<b>10,00,000</b>	




**Statement Showing Shareholding Pattern**

Category code	Category of Shareholder	Table (I)(a)						
		Number of Shareholders	Total number of shares	Number of shares held in dematerialized form	Total shareholding as a percentage of total number of shares		Shares Pledged or otherwise encumbered	
					As a percentage of (A+B) <sup>1</sup>	As a percentage of (A+B+C)	Number of shares	As a percentage
(I)	(II)	(III)	(IV)	(V)	(VI)	(VII)	(VIII) = (VII)/(IV)*100	
(A)	<b>Shareholding of Promoter and Promoter Group<sup>2</sup></b>							
1	<b>Indian</b>							
(a)	Individuals/ Hindu Undivided Family							
(b)	Central Government/ State Government(s)	3	27,650	0	27.65	27.65	0.00	
(c)	Bodies Corporate	0	0	0	0.00	0.00	0.00	
(d)	Financial Institutions/ Banks	0	0	0	0.00	0.00	0.00	
(e)	Any Others(Specify)	0	0	0	0.00	0.00	0.00	
(e-i)		0	0	0	0.00	0.00	0.00	
(e-ii)		0	0	0	0.00	0.00	0.00	
		0	0	0	0.00	0.00	0.00	
	<b>Sub Total(A)(1)</b>	3	27,650	0	27.65	27.65	0.00	
2	<b>Foreign</b>							
a	Individuals (Non-Residents Individuals/ Foreign Individuals)							
b	Bodies Corporate	0	0	0	0.00	0.00	0.00	
c	Institutions	0	0	0	0.00	0.00	0.00	
d	Qualified Foreign Investor	0	0	0	0.00	0.00	0.00	
e	Any Others(Specify)	0	0	0	0.00	0.00	0.00	
e-i		0	0	0	0.00	0.00	0.00	
e-ii		0	0	0	0.00	0.00	0.00	
	<b>Sub Total(A)(2)</b>	0	0	0	0.00	0.00	0.00	
	<b>Total Shareholding of Promoter and Promoter Group (A)= (A)(1)+(A)(2)</b>	3	27,650	0	27.65	27.65	0.00	
(B)	<b>Public shareholding</b>							
1	<b>Institutions</b>							
(a)	Mutual Funds/ UTI	0	0	0	0.00	0.00	0.00	
(b)	Financial Institutions/ Banks	0	0	0	0.00	0.00	0.00	
(c)	Central Government/ State Government(s)	0	0	0	0.00	0.00	0.00	
(d)	Venture Capital Funds	0	0	0	0.00	0.00	0.00	
(e)	Insurance Companies	0	0	0	0.00	0.00	0.00	
(f)	Foreign Institutional Investors	0	0	0	0.00	0.00	0.00	
(g)	Foreign Venture Capital Investors	0	0	0	0.00	0.00	0.00	
(h)	Qualified Foreign Investor	0	0	0	0.00	0.00	0.00	
(i)	Any Other (specify)	0	0	0	0.00	0.00	0.00	
(i-i)		0	0	0	0.00	0.00	0.00	
(i-ii)		0	0	0	0.00	0.00	0.00	
	<b>Sub-Total (B)(1)</b>	0	0	0	0.00	0.00	0.00	
B 2	<b>Non-institutions</b>							
(a)	Bodies Corporate							
(b)	Individuals	7	69,460	0	69.46	69.46	0.00	
I	Individuals -i. Individual shareholders holding nominal share capital up to Rs 1 lakh							
II	ii. Individual shareholders holding nominal share capital in excess of Rs. 1 lakh.	33	2,890	0	2.89	2.89	0.00	
(c)	Qualified Foreign Investor	0	0	0	0.00	0.00	0.00	
(d)	Any Other (specify)	0	0	0	0.00	0.00	0.00	
(d-i)	HUF	0	0	0	0.00	0.00	0.00	
(d-ii)		0	0	0	0.00	0.00	0.00	
	<b>Sub-Total (B)(2)</b>	40	72,350	0	72.35	72.35	0.00	
(B)	<b>Total Public Shareholding (B)= (B)(1)+(B)(2)</b>	40	72,350	0	72.35	72.35	0.00	
	<b>TOTAL (A)+(B)</b>	43	1,00,000	0	100.00	100.00	0.00	
(C)	<b>Shares held by Custodians and against which Depository Receipts have been issued</b>							
1	Promoter and Promoter Group	0	0	0	0.00	0.00	0.00	
2	Public	0	0	0	0.00	0.00	0.00	
	<b>Sub-Total (C)</b>	0	0	0	0.00	0.00	0.00	
	<b>GRAND TOTAL (A)+(B)+(C)</b>	43	1,00,000	0	100.00	100.00	0.00	




Sr.No	Notes
1	
2	
3	
4	
5	
6	
7	
8	
9	



**(D)(b) Statement showing holding of securities (including shares, warrants, convertible securities) of persons belonging to the category "Promoter and Promoter Group"**

Sr. No.	Name of the shareholder (II)	Details of Shares held		Encumbered shares (*)		Details of warrants		Details of convertible securities		Total shares (including underlying shares assuming full conversion of warrants and convertible securities) as a % of diluted share capital
		Number of shares held	As a % of grand total (A)+(B)+(C)	No.	As a % of grand total (A)+(B)+(C) of sub-clause (I)(a)	Number of warrants held	As a % of total number of warrants of the same class	Number of convertible securities held	As a % of total number of convertible securities of the same class	
		(III)	(IV)	(V)	(VI)= (V)/(III)*100	(VII)	(VIII)	(IX)	(X)	(XI)
1	Sudarshan Prasad Singh	12,500	12.50	0	0.00	0.00	0	0.00	0	0.00
2	Santosh Singh	10,050	10.05	0	0.00	0.00	0	0.00	0	0.00
3	Sanjay Pradhan	5,100	5.10	0	0.00	0.00	0	0.00	0	0.00
	<b>TOTAL</b>	<b>27,650</b>	<b>27.65</b>	<b>0</b>	<b>0.00</b>	<b>0.00</b>	<b>0</b>	<b>0.00</b>	<b>0</b>	<b>0.00</b>


(\*) The term "encumbrance" has the same meaning as assigned to it in regulation 28(3) of the SEBI Regulations, 2011






**(D)(c)(ii) Statement showing holding of securities (including shares, warrants, convertible securities) of persons (together with PAC) belonging to the category "Public" and holding more than 5% of the total number of shares of the company**

Sr. No.	Name(s) of the shareholder(s) and the Persons Acting in Concert (PAC) with them	Number of shares	Shares as a percentage of total number of shares {i.e., Grand Total (A)+(B)+(C) indicated in Statement at para (D)(a) above}	Details of warrants		Details of convertible securities		Total shares (including underlying shares assuming full conversion of warrants and convertible securities) as a % of diluted share capital
				Number of warrants	As a % total number of warrants of the same class	Number of convertible securities held	% w.r.t total number of convertible securities of the same class	
1	Farseen Rubber Industries Ltd	7960	7.96	0	0.00	0	0.00	0
2	Brijhoomi Farms & Construction Pvt Ltd	10000	10.00	0	0.00	0	0.00	0
3	Shreedhan Investments & Trading Pvt Ltd	10000	10.00	0	0.00	0	0.00	0
4	Brijhoomi Farms & Construction Pvt Ltd	10000	10.00	0	0.00	0	0.00	0
5	GWM Industries	12100	12.10	0	0.00	0	0.00	0
6	Subhshree Farms & Construction Pvt Ltd	9400	9.40	0	0.00	0	0.00	0
7	Sri Radha Madhav Farms & Construction Pvt Ltd	10000	10.00	0	0.00	0	0.00	0
<b>TOTAL</b>		<b>69,460</b>	<b>69.46</b>	<b>0</b>	<b>0.00</b>	<b>0</b>	<b>0.00</b>	<b>0</b>




**(D)(d) Statement showing details of locked-in shares**

Sr. No.	Name of the shareholder	Number of locked-in shares	Locked-in shares as a percentage of total number of shares {i.e., Grand Total (A)+(B)+(C) indicated in Statement at para (D)(a) above}
1	NIL	0	0.00
<b>TOTAL</b>		<b>0</b>	<b>0.00</b>



**(II)(a) Statement showing details of Depository Receipts (DRs)**

Sr. No.	Type of outstanding DR (ADRs, GDRs, SDRs, etc.)	Number of outstanding DRs	Number of shares underlying outstanding DRs	Shares underlying outstanding DRs as a percentage of total number of shares {i.e., Grand Total (A)+(B)+(C) indicated in Statement at para (I)(a) above}
1	NIL	0	0	0.00
<b>TOTAL</b>		<b>0</b>	<b>0</b>	<b>0.00</b>





(II)(b) Statement showing holding of Depository Receipts (DRs), where underlying shares held by "promoter/promoter group" are in excess of 1% of the total number of shares

Sr. No.	Name of the DR Holder	Type of outstanding DR (ADRs, GDRs, SDRs, etc.)	Number of shares underlying outstanding DRs	Shares underlying outstanding DRs as a percentage of total number of shares {i.e., Grand Total (A)+(B)+(C) indicated in Statement at para (D)(a) above}
1	NIL	0	0	0.00
<b>TOTAL</b>			0	0.00

