


Introductory sub-table (I)(a)

Name of the Company: Rajputana Investment & Finance Limited			
Scrip Code : 28089, Name of the scrip : RAJPUTANA, class of security: EQUITY			
Quarter ended: 31st March, 2014			
Partly paid-up shares:-			
	No. of partly paid-up shares	As a % of total no. of partly paid-up shares	As a % of total no. of shares of the company
Held by promoter/promoter group	0	0	0
Held by public	0	0	0
Total	0	0	0
Outstanding convertible securities:-			
	No. of outstanding securities	As a % of total no. of outstanding convertible securities	As a % of total no. of shares of the company, assuming full conversion of the convertible securities
Held by promoter/promoter group	0	0	0
Held by public	0	0	0
Total	0	0	0
Warrants:-			
	No. of warrants	As a % of total no. of warrants	As a % of total no. of shares of the company, assuming full conversion of warrants
Held by promoter/promoter group	0	0	0
Held by public	0	0	0
Total	0	0	0
Total paid-up capital of the company, assuming full conversion of warrants and convertible securities		10,00,000	




Statement Showing Shareholding Pattern

Category code	Category of Shareholder	Table (I)(a)						
		Number of Shareholders	Total number of shares	Number of shares held in dematerialized form	Total shareholding as a percentage of total number of shares		Shares Pledged or otherwise encumbered	
					As a percentage of (A+B) ¹	As a percentage of (A+B+C)	Number of shares	As a percentage
(I)	(II)	(III)	(IV)	(V)	(VI)	(VII)	(VIII) = (VII)/(IV)*100	
(A)	Shareholding of Promoter and Promoter Group²							
1	Indian							
(a)	Individuals/ Hindu Undivided Family	3	27,650	0	27.65	27.65	0.00	
(b)	Central Government/ State Government(s)	0	0	0	0.00	0.00	0.00	
(c)	Bodies Corporate	0	0	0	0.00	0.00	0.00	
(d)	Financial Institutions/ Banks	0	0	0	0.00	0.00	0.00	
(e)	Any Others(Specify)	0	0	0	0.00	0.00	0.00	
(e-i)		0	0	0	0.00	0.00	0.00	
(e-ii)		0	0	0	0.00	0.00	0.00	
		0	0	0	0.00	0.00	0.00	
	Sub Total(A)(1)	3	27,650	0	27.65	27.65	0.00	
2	Foreign							
a	Individuals (Non-Residents Individuals/ Foreign Individuals)	0	0	0	0.00	0.00	0.00	
b	Bodies Corporate	0	0	0	0.00	0.00	0.00	
c	Institutions	0	0	0	0.00	0.00	0.00	
d	Qualified Foreign Investor	0	0	0	0.00	0.00	0.00	
e	Any Others(Specify)	0	0	0	0.00	0.00	0.00	
e-i		0	0	0	0.00	0.00	0.00	
e-ii		0	0	0	0.00	0.00	0.00	
	Sub Total(A)(2)	0	0	0	0.00	0.00	0.00	
	Total Shareholding of Promoter and Promoter Group (A)= (A)(1)+(A)(2)	3	27,650	0	27.65	27.65	0.00	
(B)	Public shareholding							
1	Institutions							
(a)	Mutual Funds/ UTI	0	0	0	0.00	0.00	0.00	
(b)	Financial Institutions/ Banks	0	0	0	0.00	0.00	0.00	
(c)	Central Government/ State Government(s)	0	0	0	0.00	0.00	0.00	
(d)	Venture Capital Funds	0	0	0	0.00	0.00	0.00	
(e)	Insurance Companies	0	0	0	0.00	0.00	0.00	
(f)	Foreign Institutional Investors	0	0	0	0.00	0.00	0.00	
(g)	Foreign Venture Capital Investors	0	0	0	0.00	0.00	0.00	
(h)	Qualified Foreign Investor	0	0	0	0.00	0.00	0.00	
(i)	Any Other (specify)	0	0	0	0.00	0.00	0.00	
(i-ii)		0	0	0	0.00	0.00	0.00	
(i-ii)		0	0	0	0.00	0.00	0.00	
	Sub-Total (B)(1)	0	0	0	0.00	0.00	0.00	
B 2	Non-institutions							
(a)	Bodies Corporate	0	0	0	0.00	0.00	0.00	
(b)	Individuals	6	60,010	0	60.01	60.01	0.00	
I	Individuals - i. Individual shareholders holding nominal share capital up to Rs 1 lakh							
II	ii. Individual shareholders holding nominal share capital in excess of Rs. 1 lakh.	499	12,320	0	12.32	12.32	0.00	
(c)	Qualified Foreign Investor	0	0	0	0.00	0.00	0.00	
(d)	Any Other (specify)	0	0	0	0.00	0.00	0.00	
(d-i)	HUF	1	20	0	0.02	0.02	0.00	
(d-ii)		0	0	0	0.00	0.00	0.00	
	Sub-Total (B)(2)	506	72,350	0	72.35	72.35	0.00	
(B)	Total Public Shareholding (B)= (B)(1)+(B)(2)	506	72,350	0	72.35	72.35	0.00	
	TOTAL (A)+(B)	509	1,00,000	0	100.00	100.00	0.00	
(C)	Shares held by Custodians and against which Depository Receipts have been Issued							
1	Promoter and Promoter Group	0	0	0	0.00	0.00	0.00	
2	Public	0	0	0	0.00	0.00	0.00	
	Sub-Total (C)	0	0	0	0.00	0.00	0.00	
	GRAND TOTAL (A)+(B)+(C)	509	1,00,000	0	100.00	100.00	0.00	




Sr.No	Notes
1	
2	
3	
4	
5	
6	
7	
8	
9	



(I)(b) Statement showing holding of securities (including shares, warrants, convertible securities) of persons belonging to the category "Promoter and Promoter Group"


Sr. No.	Name of the shareholder	Details of Shares held		Encumbered shares (*)		Details of warrants		Details of convertible securities		Total shares (including underlying shares assuming full conversion of warrants and convertible securities) as a % of diluted share capital	
		Number of shares held	As a % of grand total (A)+(B)+(C)	No.	As a percentage	As a % of grand total (A)+(B)+(C) of sub-clause (I)(a)	Number of warrants held	As a % total number of warrants of the same class	Number of convertible securities held		As a % total number of convertible securities of the same class
(i)	(ii)	(iii)	(iv)	(v)	(vi)=(v)/(iii)*100	(vii)	(viii)	(ix)	(x)	(xi)	(xii)
1	Sudarshan Prasad Singh	12,500	12.50	0	0.00	0.00	0	0.00	0	0.00	0
2	Santosh Singh	10,050	10.05	0	0.00	0.00	0	0.00	0	0.00	0
3	Sanjay Pradhan	5,100	5.10	0	0.00	0.00	0	0.00	0	0.00	0
4											
5											
TOTAL		27,650	27.65	0	0.00	0.00	0	0.00	0	0.00	0

(*) The term "encumbrance" has the same meaning as assigned to it in regulation 28(3) of the SAST Regulations, 2011



(D)(c)(ii) Statement showing holding of securities (including shares, warrants, convertible securities) of persons (together with PAC) belonging to the category "Public" and holding more than 5% of the total number of shares of the company

Sr. No.	Name(s) of the shareholder(s) and the Persons Acting in Concert (PAC) with them	Number of shares	Shares as a percentage of total number of shares {i.e., Grand Total (A)+(B)+(C) indicated in Statement at para (D)(a) above}	Details of warrants		Details of convertible securities		Total shares (including underlying shares assuming full conversion of warrants and convertible securities) as a % of diluted share capital
				Number of warrants	As a % total number of warrants of the same class	Number of convertible securities held	% w.r.t total number of convertible securities of the same class	
1	Farseen Trading & Co. Ltd	7960	7.96	0	0.00	0	0.00	0
2	Shreedhan Investment & Trading Pvt Ltd	10000	10.00	0	0.00	0	0.00	0
3	Shri Radha Madhav Farms And Construction (Cal) Pvt. Ltd.	10000	10.00	0	0.00	0	0.00	0
4	GWM Industries Ltd	12100	12.10	0	0.00	0	0.00	0
5	Subhshree farms & Construction (Pvt) Ltd.	9400	9.40	0	0.00	0	0.00	0
6	Brijbhoomi Farms & Construction Pvt. Ltd.	10550	10.55	0	0.00	0	0.00	0
TOTAL		60,010	60.01	0	0.00	0	0.00	0



(D)(d) Statement showing details of locked-in shares

Sr. No.	Name of the shareholder	Number of locked-in shares	Locked-in shares as a percentage of total number of shares {i.e., Grand Total (A)+(B)+(C) indicated in Statement at para (D)(a) above}
1	NIL	0	0.00
TOTAL		0	0.00

